


Opening a WorldTrader Account

A Step-by-Step Guide
with SAB Invest

Apr 2026

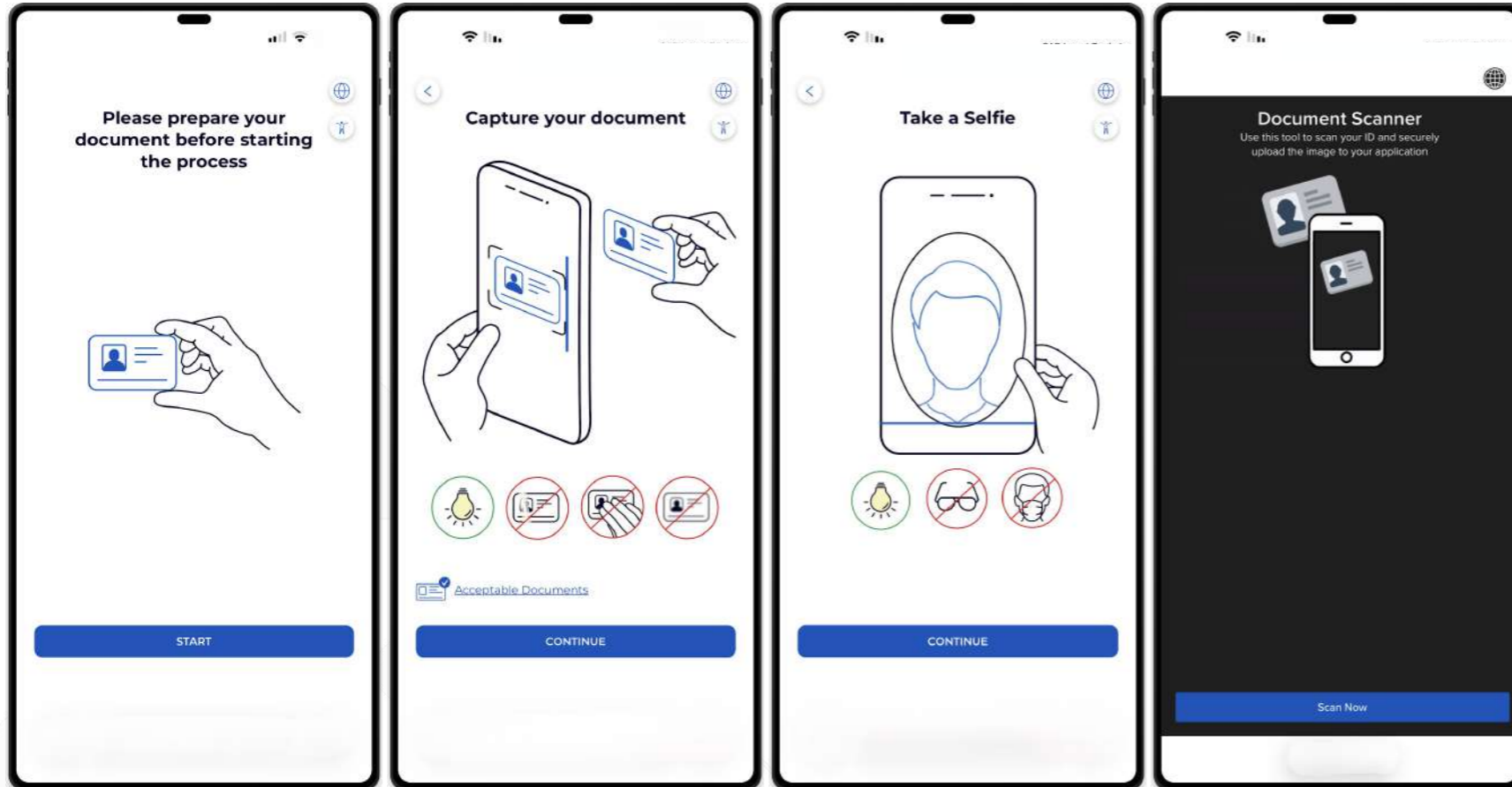




Before You Start

Please have your ID document ready.

You will be required to verify your identity by capturing your ID and taking a selfie, or by uploading your documents.



01 Personal Information

02 National Address

03 Employment & Wealth

04 US Options & Terms

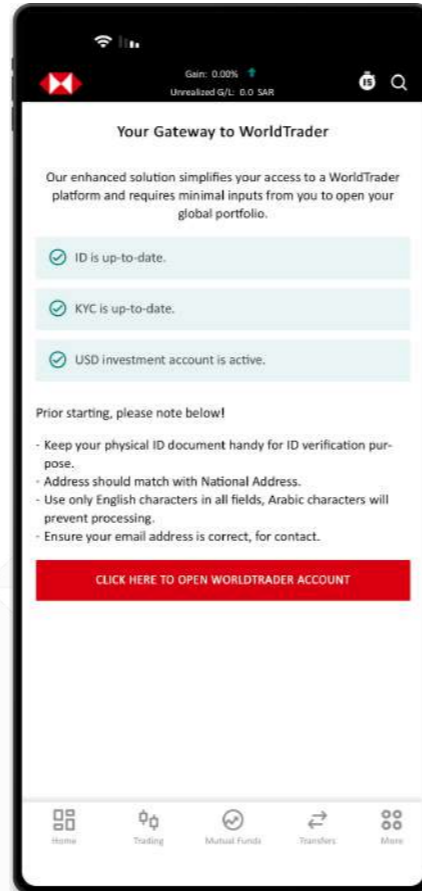
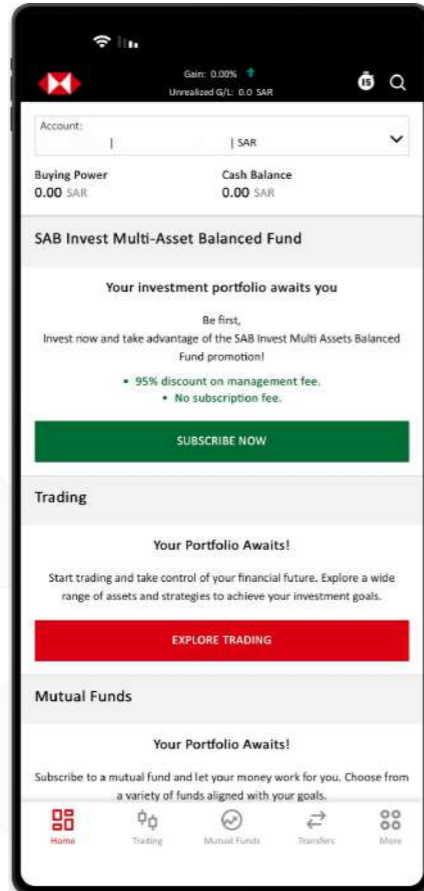
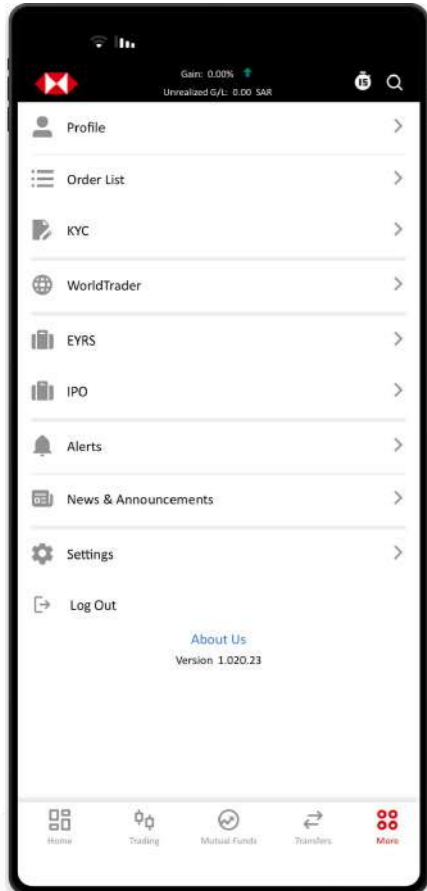
05 Create Credentials

06 Set & Confirm Password

07 Identity Verification

08 Submit & Await Approval

Login To Your SAP Invest Trade



Access WorldTrader

01 Open the **Application**

02 Tap **More**

03 Select **WorldTrader**

Step 1: Personal Information



The image displays two mobile phone screens side-by-side, both showing the 'Step 1/8: Personal Information' form. The top status bar on both screens shows 'Gain: 0.00%' and 'Unrealized G/L: 0.00 SAR'. The left screen shows the title 'Personal Information' and a notice: 'All pre-filled data is as per your KYC form. For any changes, please update your KYC. Otherwise, please complete the remaining blank fields manually.' Below this is an 'Important Notice' about using Arabic characters. The form fields include 'ID number' (with a 'Call Us to Update' link), 'Salutation *' (a dropdown menu), 'First Name *', 'Middle Name', and 'Last Name *'. The right screen shows the 'Country of Birth' dropdown set to 'SAUDI ARABIA', 'Date of Birth *' (with a calendar icon), 'County of Birth *' (a dropdown menu), 'Phone number' (with an 'Update in KYC' link), and 'Email *' (with a warning icon and text: 'Your email address is where you will be receiving communication for WorldTrader. Please ensure it is correct, otherwise please update it accordingly.'). At the bottom of the right screen are two buttons: a red 'CONFIRM & CONTINUE' button and a white 'BACK' button. Both screens have a bottom navigation bar with icons for Home, Trading, Mutual Funds, Transfers, and More.

- ▶ Make sure your personal details match your **official KYC records**
- ▶ Complete **all required contact and identification information**
- ▶ Enter all details using **English characters only**

Step 2: National Address



Step 2/8

National Address

Please ensure that all address details are accurate and match your records with your National Address in Saudi Postal system.

Important Notice: Using Arabic characters in this form will prevent the application from being processed.

Country *

SAUDI ARABIA

State/Province *

Ar Riyad

City *

Riyadh

Street *

Zip Code *

CONFIRM & CONTINUE

BACK

- ▶ Ensure your address matches your **official Saudi Post** registration
- ▶ Complete **all required location and postal details**
- ▶ Enter all information using **English characters only**

Step 3: Employment & Wealth



Step 2/8

National Address

Please ensure that all address details are accurate and match your records with your National Address in Saudi Postal system.

Important Notice: Using Arabic characters in this form will prevent the application from being processed.

Country *

SAUDI ARABIA

State/Province *

Ar Riyad

City *

Riyadh

Street *

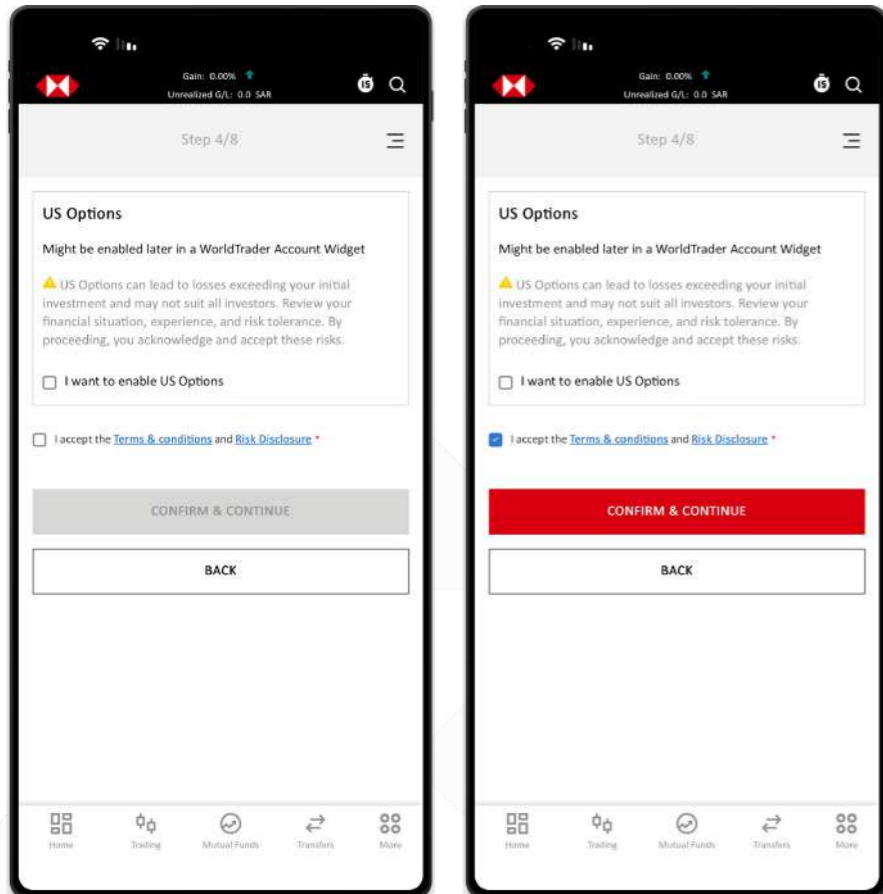
Zip Code *

CONFIRM & CONTINUE

BACK

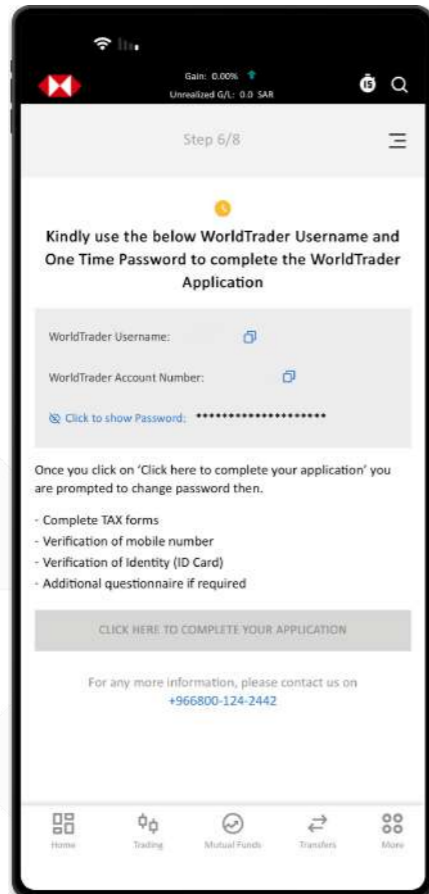
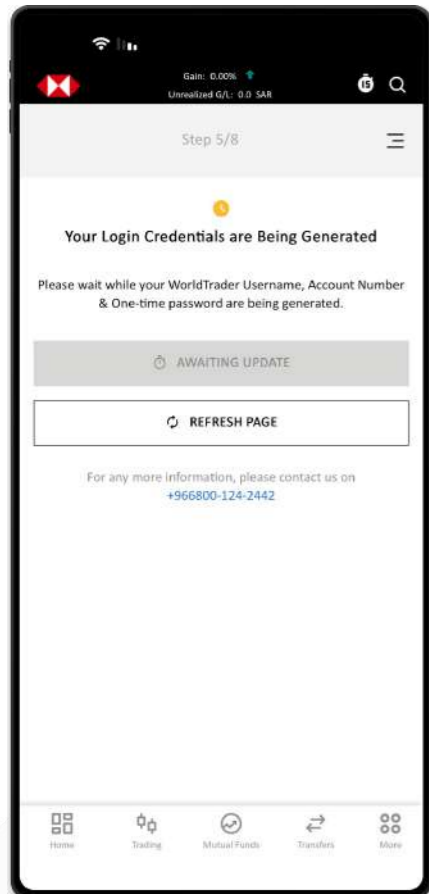
- ▶ Specify your **employment status and professional details**
- ▶ Provide your **employer information and business activity**
- ▶ Declare your **source of wealth and funding structure**

Step 4: US Options & Terms



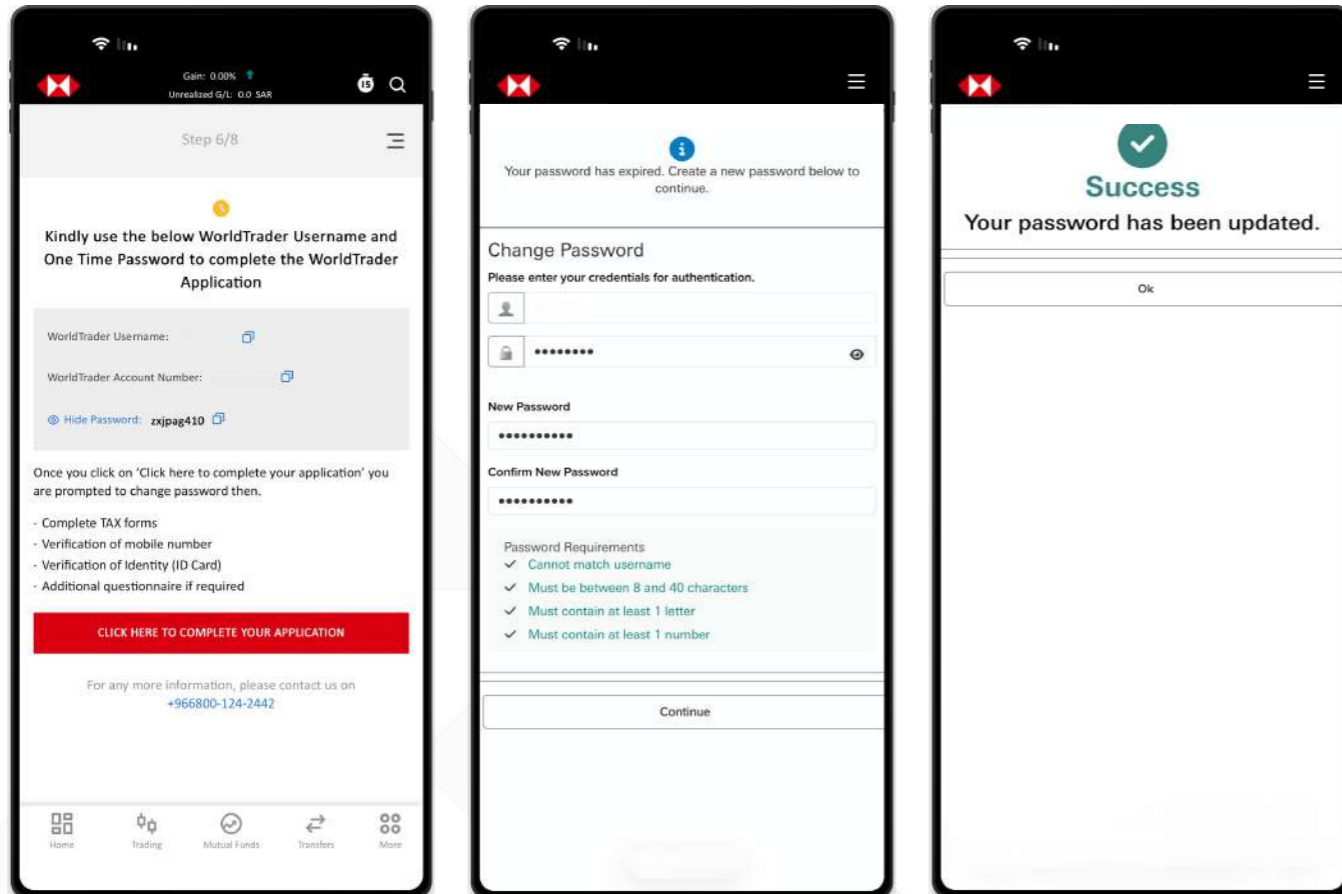
- ▶ Carefully review **the U.S. options risk disclosure**
- ▶ Enable this option **only if you plan to trade U.S. options**
- ▶ Confirm acceptance of the **Terms & Conditions and Risk Disclosure**

Step 5 & 6: Generate & Receive Credentials



- ▶ Your WorldTrader credentials **will be generated automatically**
- ▶ Securely store **your username and account number**
- ▶ Use the **SMS verification code** to reveal your one-time password

Step 7: Reveal & Change Password



- ▶ Use the **SMS verification code** to reveal your one-time password
- ▶ Proceed by selecting **“Complete your application”**
- ▶ Create a **new secure password** and save it safely
- ▶ Receive confirmation once your password has been updated

Step 8: Tax Form



Confirm Your Tax Residence
Substitute Form W-8BEN

Review the Following

1. Name of Beneficial Owner

2. Country of Citizenship

Saudi Arabia

3. Permanent Address

Saudi Arabia

4. Date of Birth

4. US tax identification number (SSN or ITIN)

5. Foreign tax identification number

Furthermore, I authorize this form to be provided to any withholding agent that has control, receipt, or custody of the income of which I am the beneficial owner or any withholding agent that can disburse or make payments of the income of which I am the beneficial owner.

The Internal Revenue Service does not require your consent to any provisions of this document other than the certifications required to establish your status as a non-U.S. person and, if applicable, obtain a reduced rate of withholding.

Signature

By typing your signature and sending it via the Internet, you (i) certify, under penalty of perjury, the information on this form (including any prepopulated information) is true and correct; (ii) agree it represents your digital signature which is the equivalent of your written signature and (iii) consent to the use of electronic records to evidence your certification/agreement.

Account Title

Dated 2025 December 04 4:21PM EST

Sign this electronically by typing your name exactly as shown below.

Accepted signature(s):

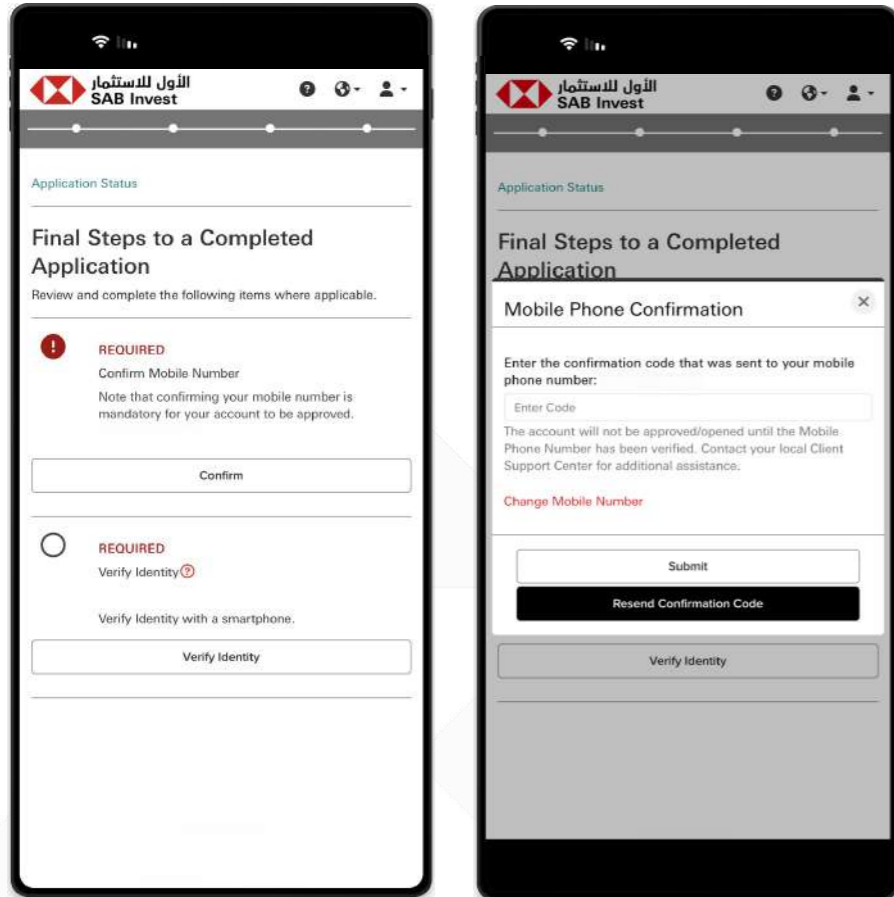
Sign Here

← Back Continue →

▶ Complete the **W-8BEN** tax form to finalize your application

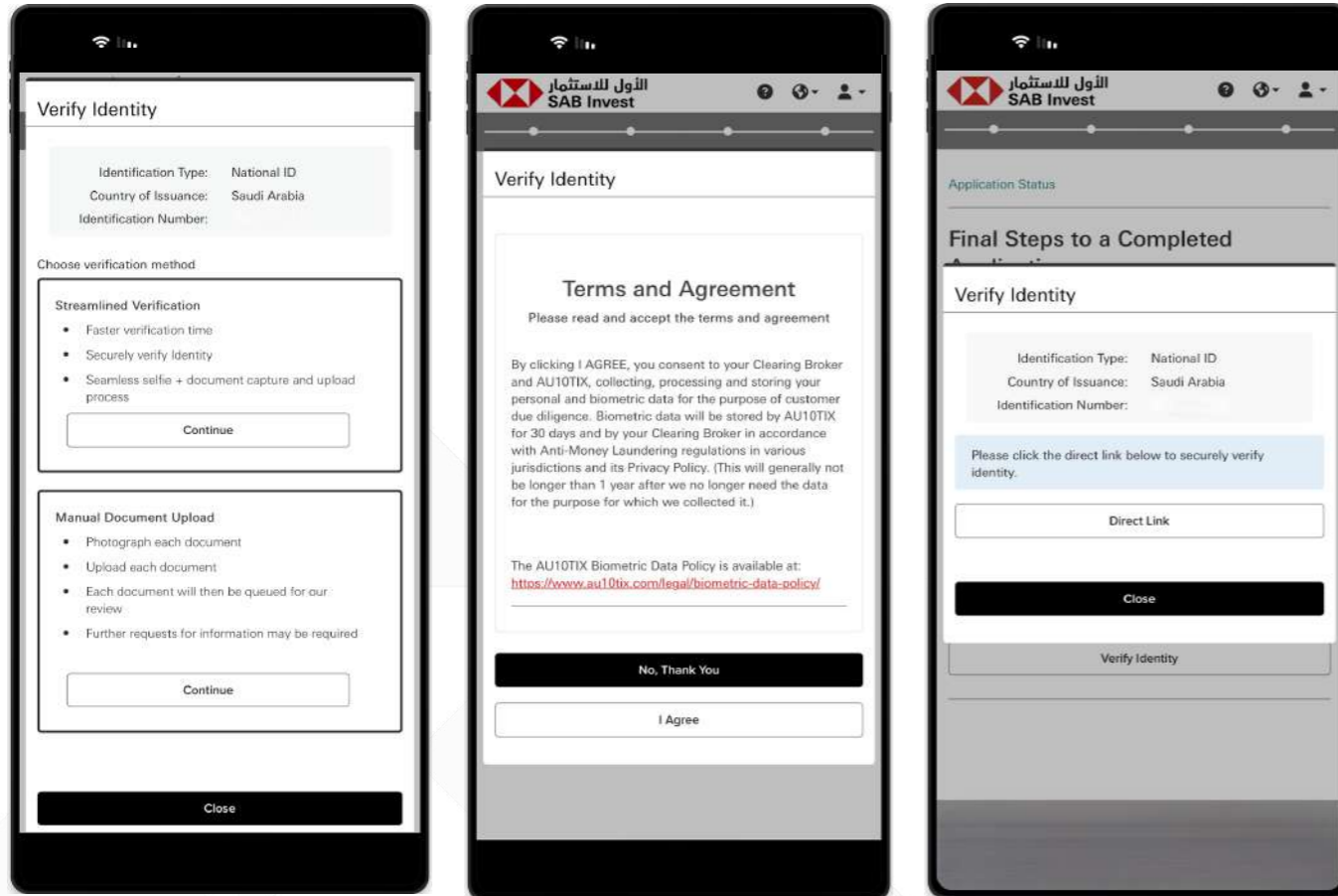


Step 9: Confirm Mobile Number



▶ Verify your mobile number by entering the **SMS verification code**

Step 10: Identity Verification & Final Steps



Choose how you'd like to verify your identity:

1. Streamlined Verification

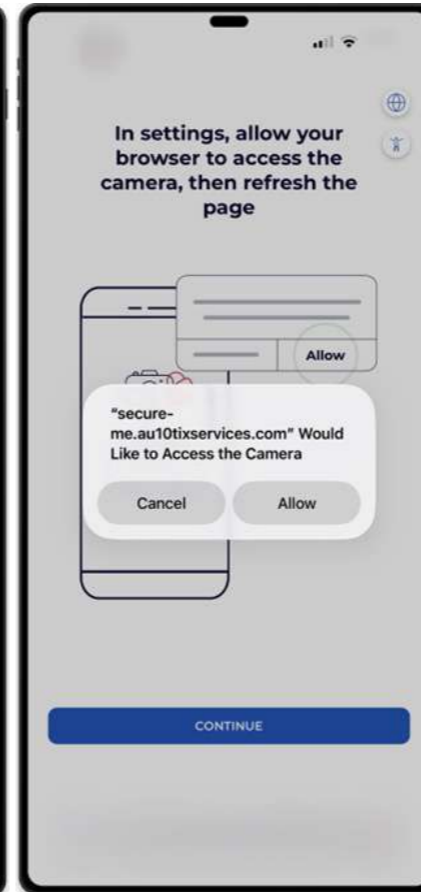
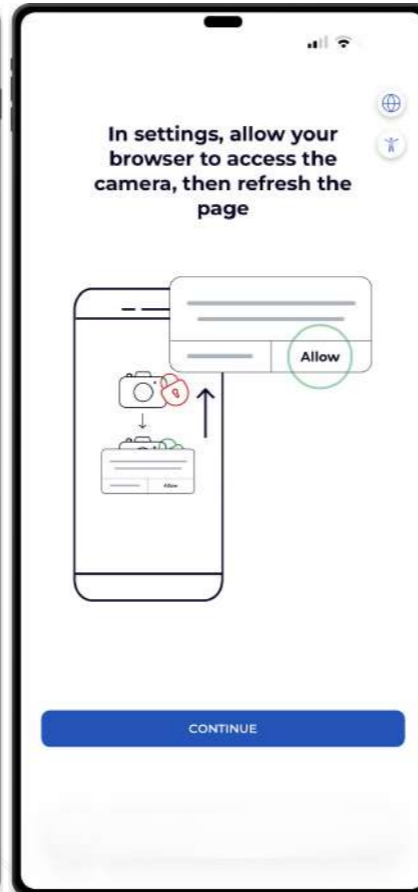
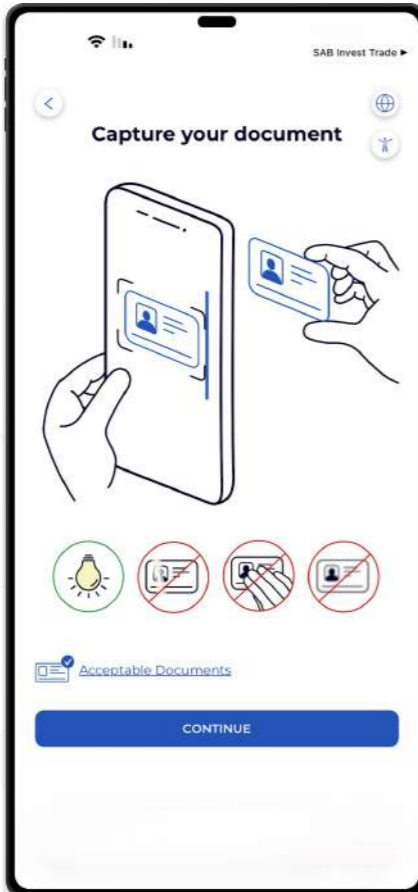
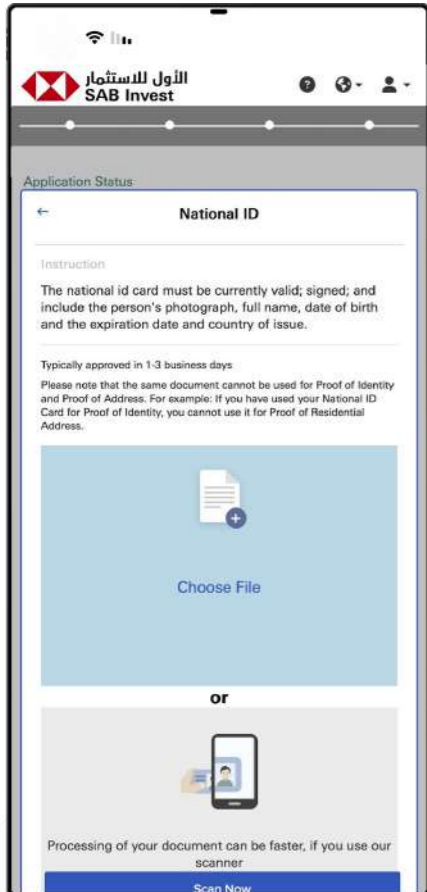
- ▶ Upload a selfie and your ID
- ▶ Enables faster, automated verification

2. Manual Upload

- ▶ Capture and upload photos of your documents
- ▶ Additional information may be requested during review

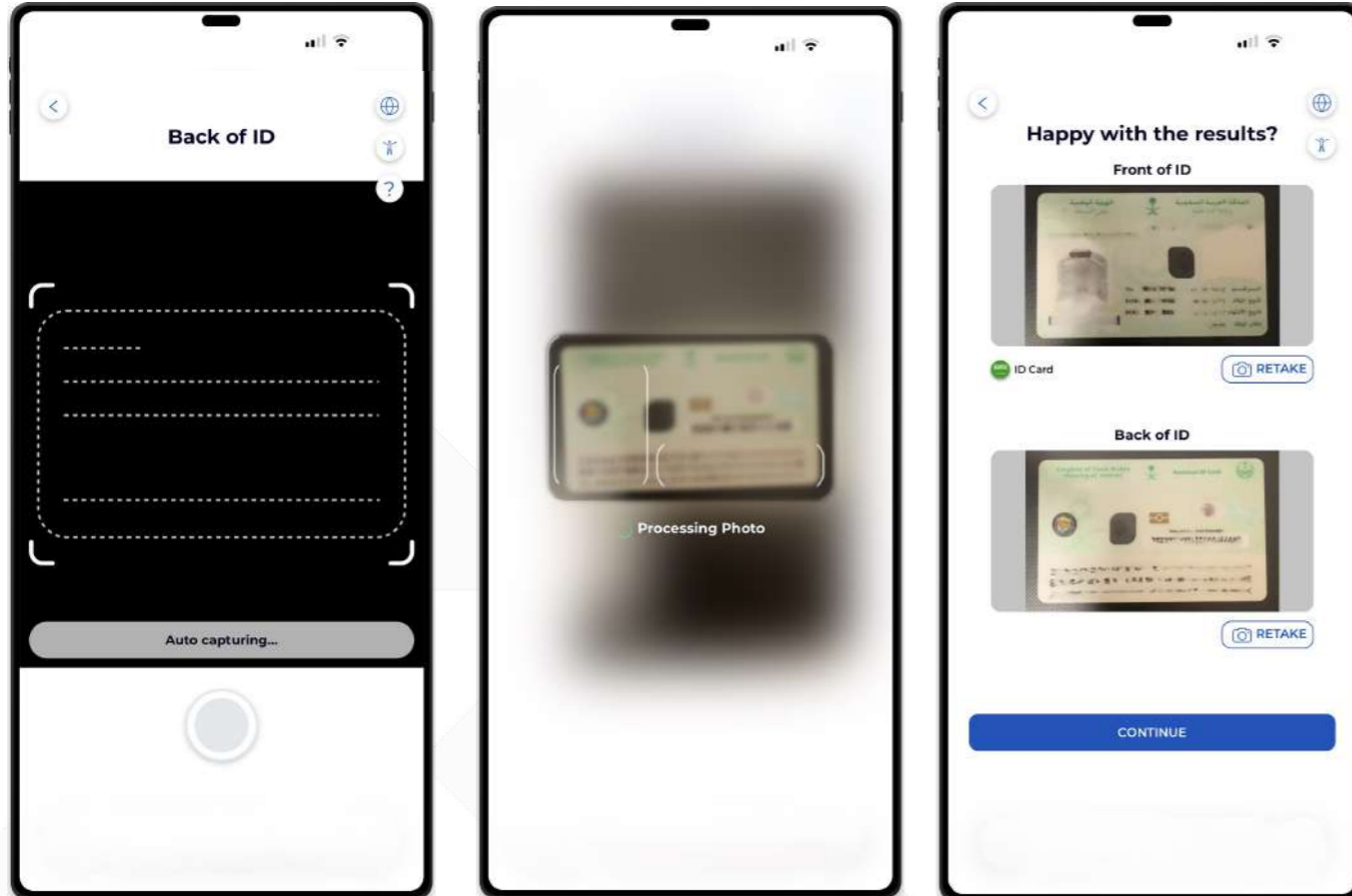


Step 10: Identity Verification & Final Steps



- ▶ Complete your identity verification using **your ID and a live selfie**
- ▶ Ensure clear lighting and proper positioning by **following on-screen instructions**

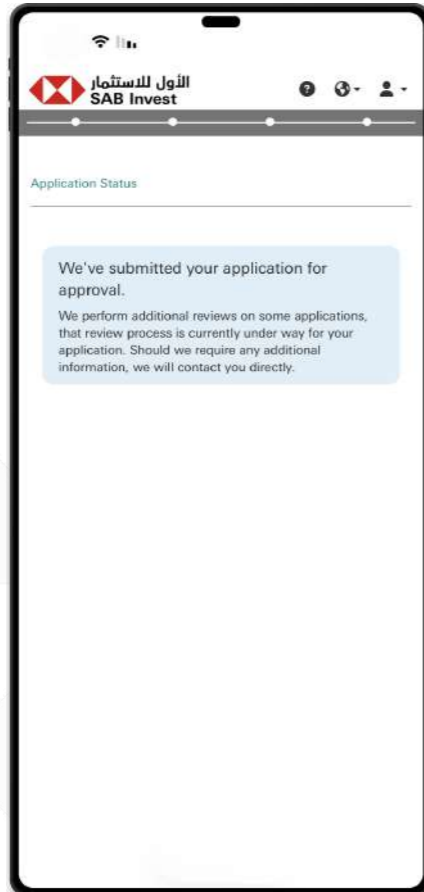
Step 10: Identity Verification & Final Steps



- ▶ Complete your identity verification by **scanning your ID and capturing a selfie**
- ▶ Follow the **on-screen guidance** to ensure accurate and high-quality capture



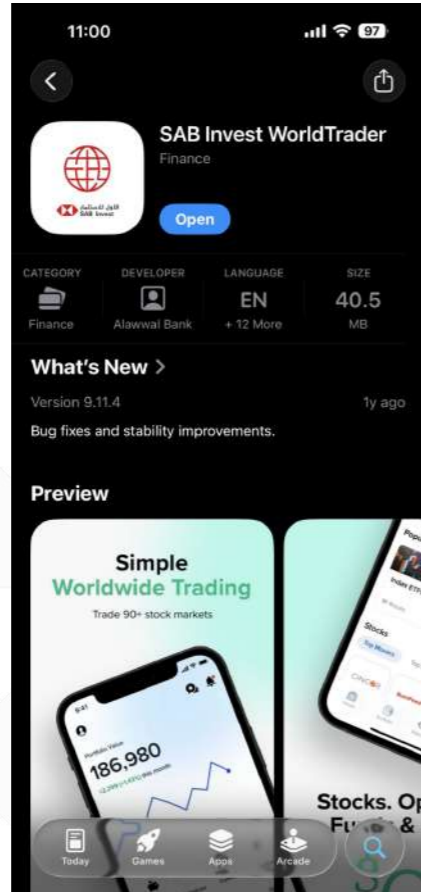
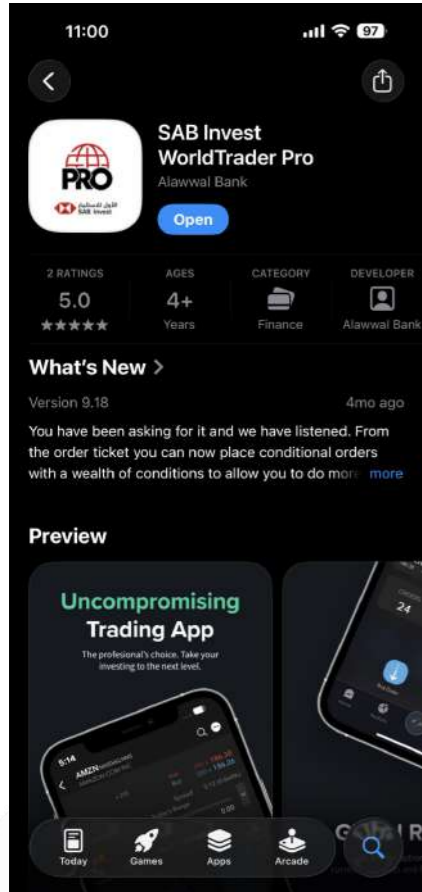
Step 10: Identity Verification & Final Steps



- ▶ Submit your application and allow **1–3 business days** for review and approval



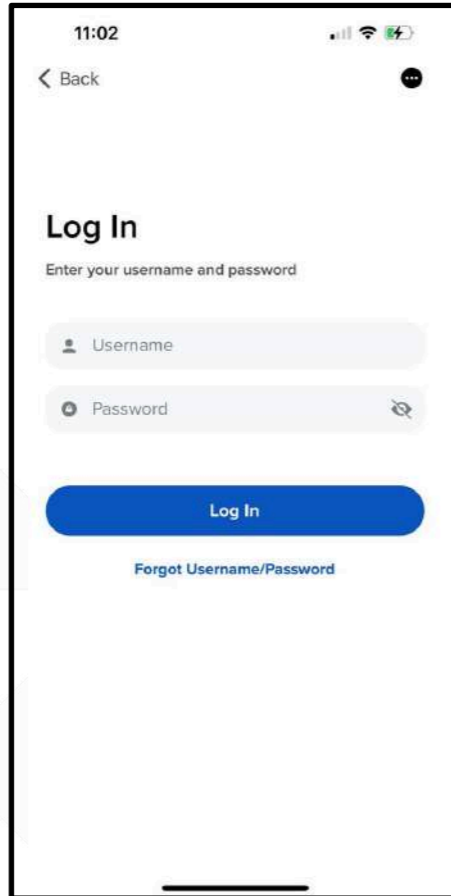
Step 11: App Download



- ▶ Download the app and select the platform that suits your needs:
WorldTrader or WorldTrader Pro

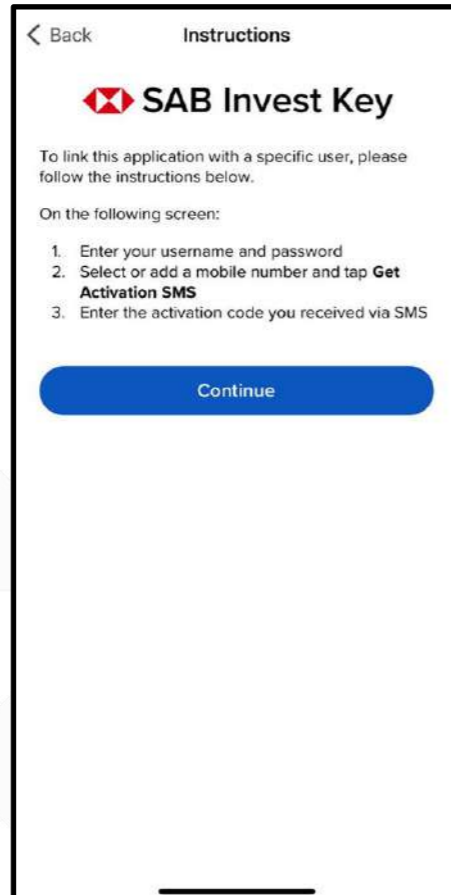


Step 12: Log in and Sab Invest Key



- ▶ Log in securely using your **username and new password**
- ▶ Access your **WorldTrader account** and begin your trading journey

Step 12: Log in and Sab Invest Key



- ▶ Download the **WorldTrader app** on iOS or Android
- ▶ Access the **SAB Invest Key feature** within the app
- ▶ Complete the steps to securely verify and **activate your account**

Step 12: Log in and Sab Invest Key



Verification

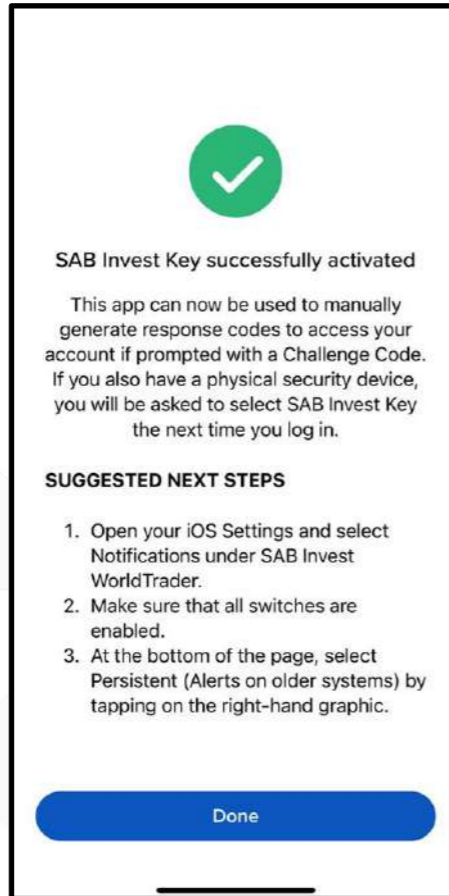
Enter SMS Code

Activation Code

Activate

PLEASE NOTE: Depending on your Mobile Service Provider, the delivery of this code may take a few minutes. Please allow at least 3 minutes for the reception of the message before requesting a new code.

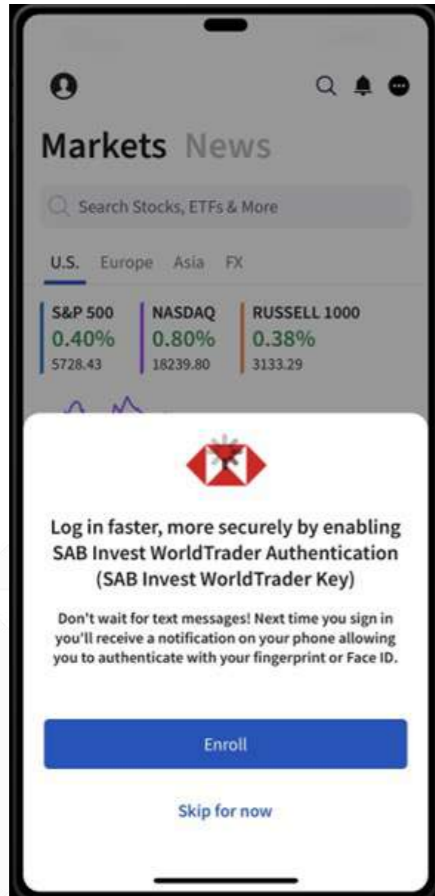
1 2 ABC 3 DEF
4 GHI 5 JKL 6 MNO
7 PQRS 8 TUV 9 WXYZ
0



- ▶ Complete account verification using the **activation SMS code**
- ▶ Enable **notifications** to ensure a seamless experience

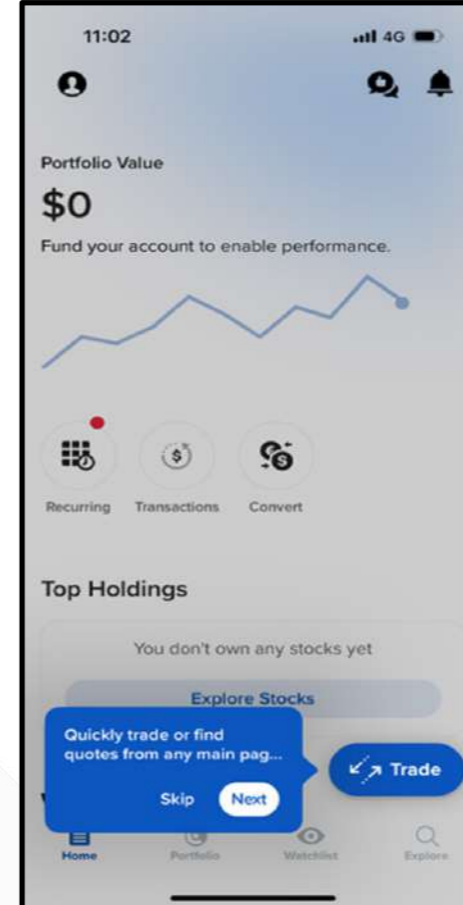
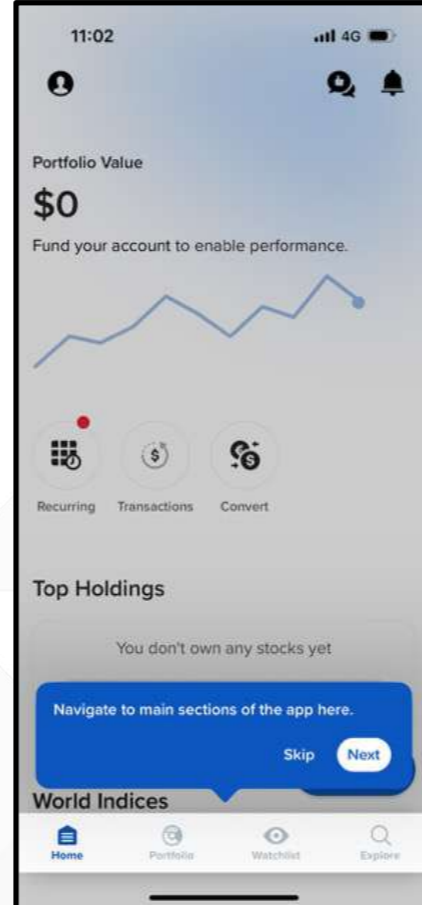
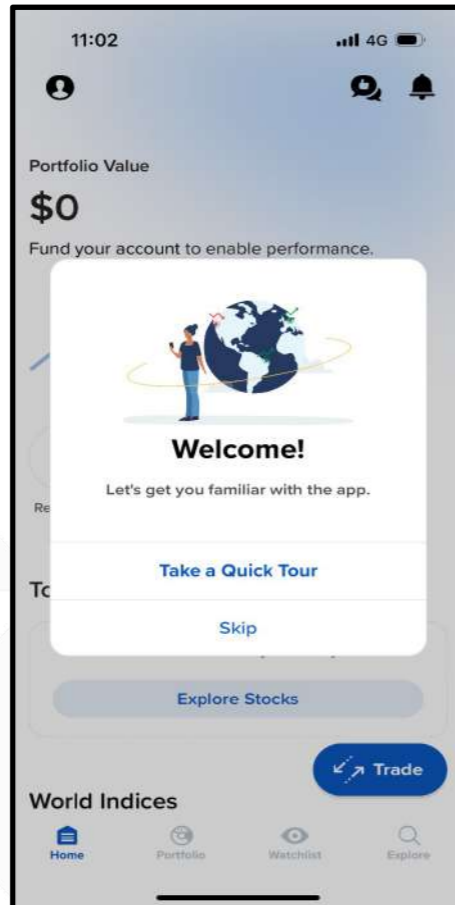


Step 12: Log in and Sab Invest Key

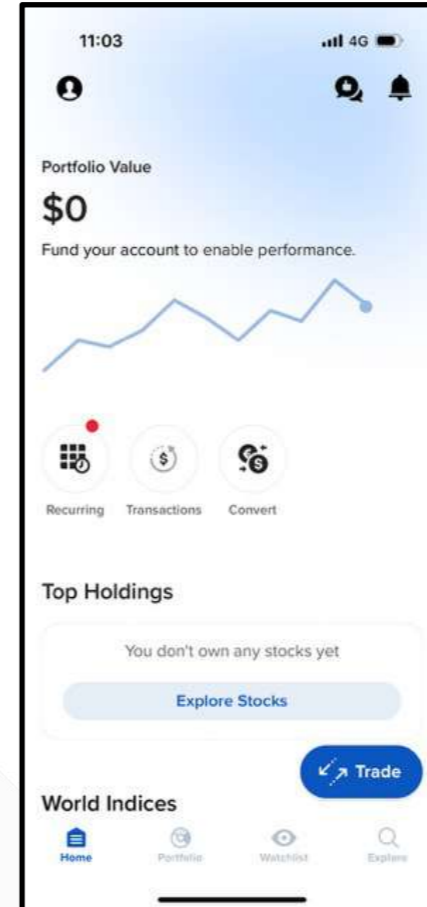
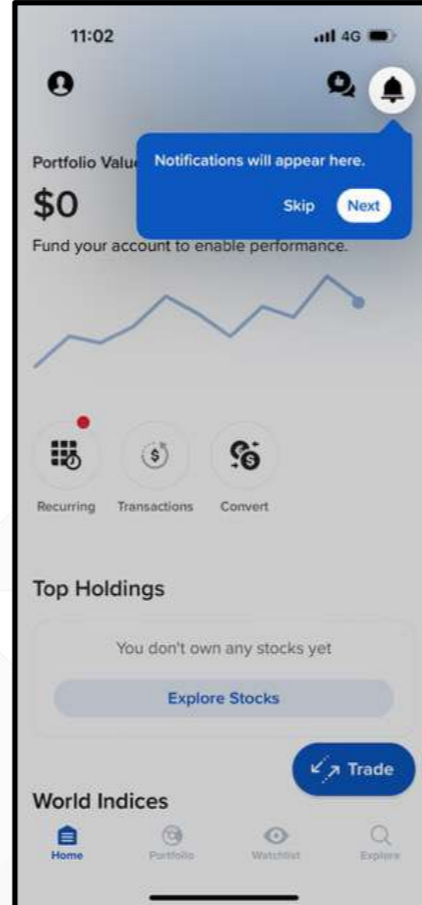
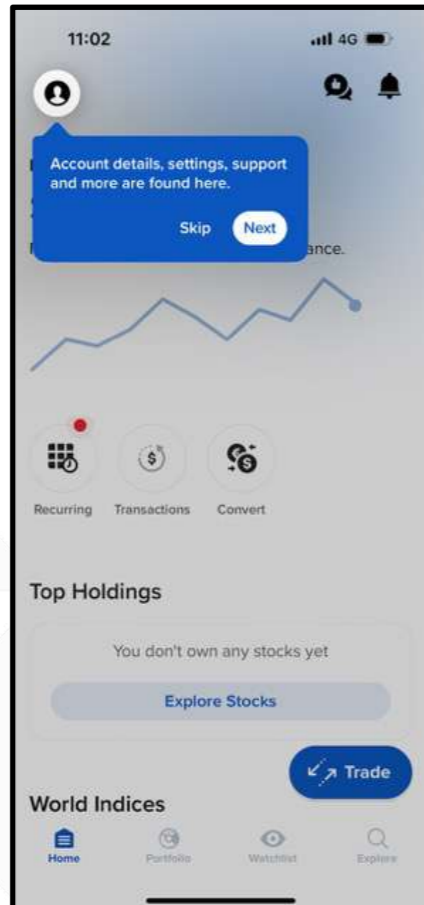


▶ Access and enroll in **SAB Invest Key**

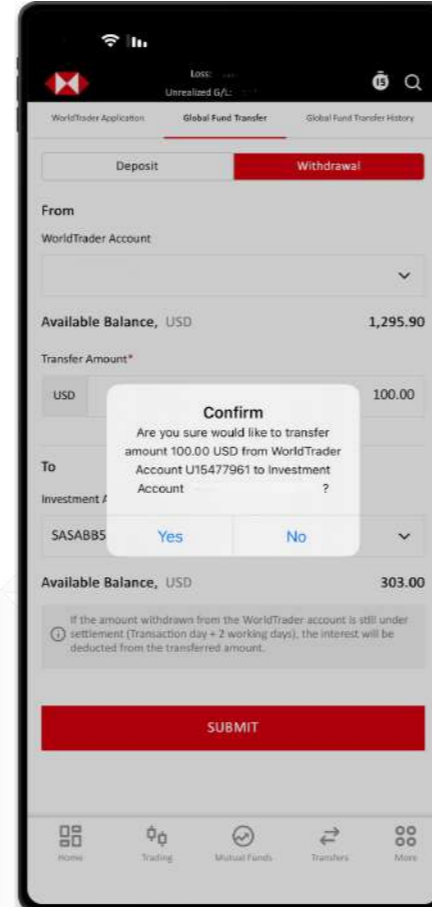
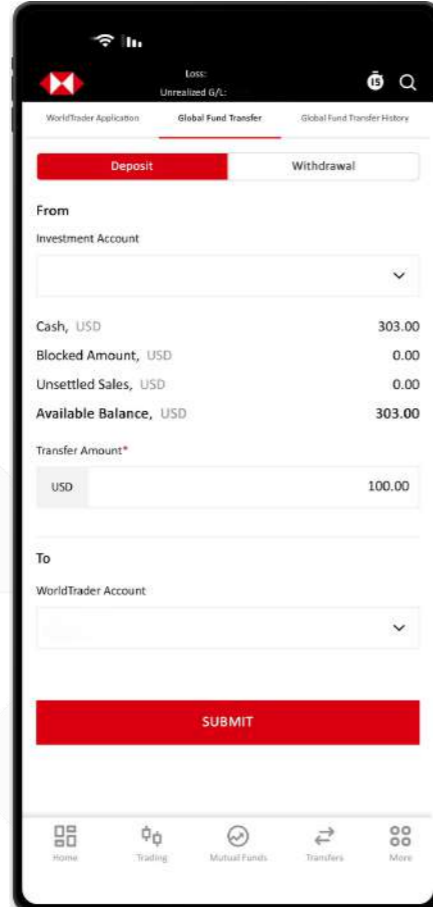
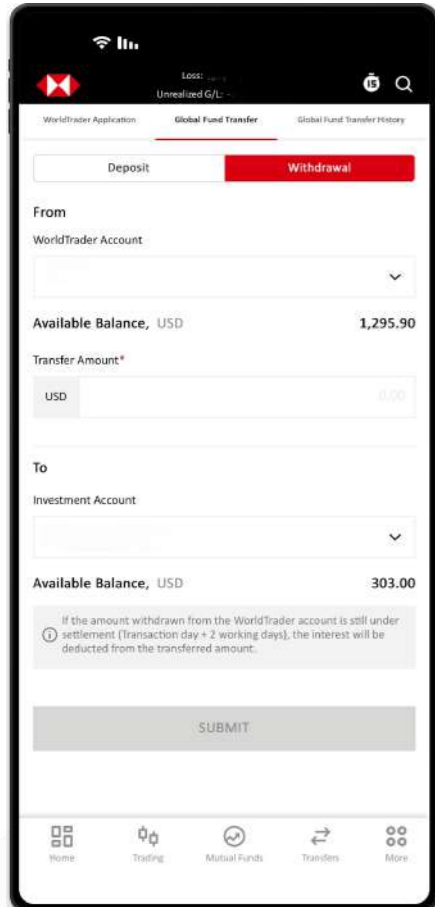
Step 13: View Profile and Start Trading



Step 13: View Profile and Start Trading



Fund Transfers: Deposits and Withdrawals



From the SAB Invest WorldTrader app, go to:
More – WorldTrader – Global Fund Transfer
Track Your Transactions

You can view and filter your transaction history by:

- ▶ **Request Type:** Deposit or Withdrawal
- ▶ **Status:** Pending, Approved, or Rejected
- ▶ **Date Range:** Select specific periods



Wrap-Up



You're All Set

Your application is under review and will be approved within 1–3 business days.

Once approved, access your account and begin your trading journey.

Need help?

Contact SAB Invest Support

+966 800 124 2442 | support@sabinvest.com