

# SAB Invest Saudi Conventional Freestyle Equity Fund

## Factsheet – Q4 2025



### Fund Objective

Long term capital appreciation, through investing in Saudi equities.

### Fund Details

Fund Size (Million)	Inception Date	Unit Price	Benchmark
SAR 49.22	30-Nov-05	SAR 15.3748	S&P Saudi Arabia Domestic TR Index (SAR)

### Performance <sup>(1) (2)</sup>

Net Returns %	3 months	YTD	1 year	3 years	5 years	10 years	Since Inception
Fund	-9.42	-11.54	-11.54	36.19	85.64	124.42	53.75
Benchmark	-9.02	-7.98	-7.98	10.12	39.04	111.11	9.19
Excess Return	-0.40	-3.56	-3.56	26.07	46.60	13.31	44.56

### Calendar Year Performance <sup>(1)</sup>

Net Returns %	2024	2023	2022	2021	2020	2019	2018
Fund	6.64	44.37	-4.01	42.00	3.07	9.83	7.36
Benchmark	3.21	15.95	-7.52	36.53	6.81	11.91	12.42
Excess Return	3.43	28.42	3.51	5.47	-3.73	-2.08	-5.07

### Fund Facts

Fund Start Date	30-Nov-05
Unit price upon offering	SAR 10
Total Net Assets (Million)	SAR 49.22
Total Units in Fund	3,201,316.45
Fund Type	Open-Ended
Fund Currency	SAR
Level of Risk	High
Benchmark	S&P Saudi Arabia Domestic TR Index (SAR)
Distribution Frequency	Not Applicable
Management Fees	1.95% p.a.
Subscription Fees	Up to 1.5%
Full Ownership	100%
Usufruct Right	Not Applicable

### Fund Information

Bloomberg	SHCOEQA AB Equity
ISIN	NIL
SEDOL	NIL
Domicile	Saudi Arabia
Sub-fund Manager	Not Applicable
Investment Manager	SAB Invest
Administrator	SAB Invest
Fund Manager	SAB Invest Fund Management Team
Dealing Days	Every Business Day
Website	sabinvest.com
Phone Number	800-124-2442
Email	<a href="mailto:customer@customer">customer@customer</a>

### Fund Statistics

Profits Distributed	Not Applicable
Fund Manager's Investment to NAV	0.00%
Dealing Cost <sup>(3)</sup>	SAR 14,074.99 representing 0.026% of average NAV
Weighted Average Maturity (in days)	Not Applicable
Change in unit price compared to previous quarter	-9.42%
Dual Unit Price	Not Applicable
Expense Ratio <sup>(3)</sup>	0.80%
Borrowings (Million)	NIL

Past performance does not predict future returns. The value of an investment in the Fund may fall as well as rise and investors may not get back the amount originally invested. Changes in rates of exchange between currencies may cause the value of investments to decrease or increase.

# SAB Invest Saudi Conventional Freestyle Equity Fund

## Factsheet – Q4 2025

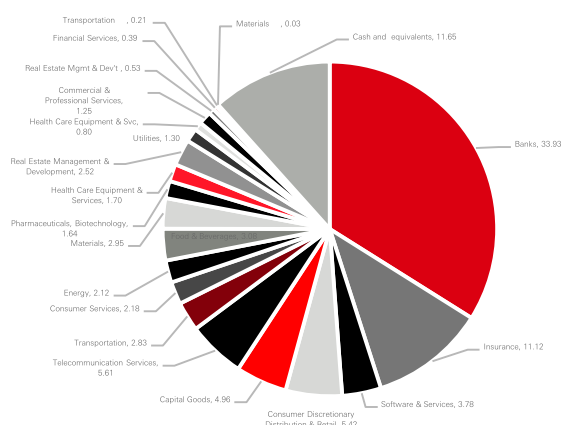


### Top 10 Holdings (%) <sup>(4)</sup>

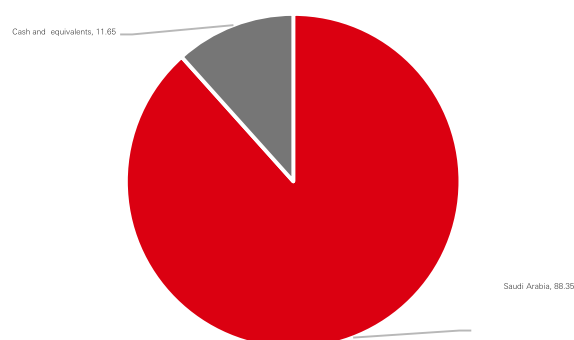
No.	Security	Weight %
1	AL RAJHI	18.42
2	SNB	6.57
3	SAUDI RE	4.08
4	ELM	3.78
5	ALDREES	3.38

No.	Security	Weight %
6	ASTRA INDUSTRIAL	3.30
7	ETIHAD ETISALAT	3.05
8	BUDGET SAUDI	2.83
9	ATHEEB TELECOM	2.55
10	TAWUNIYA	2.53

### Sector Allocation (%) <sup>(4)</sup>

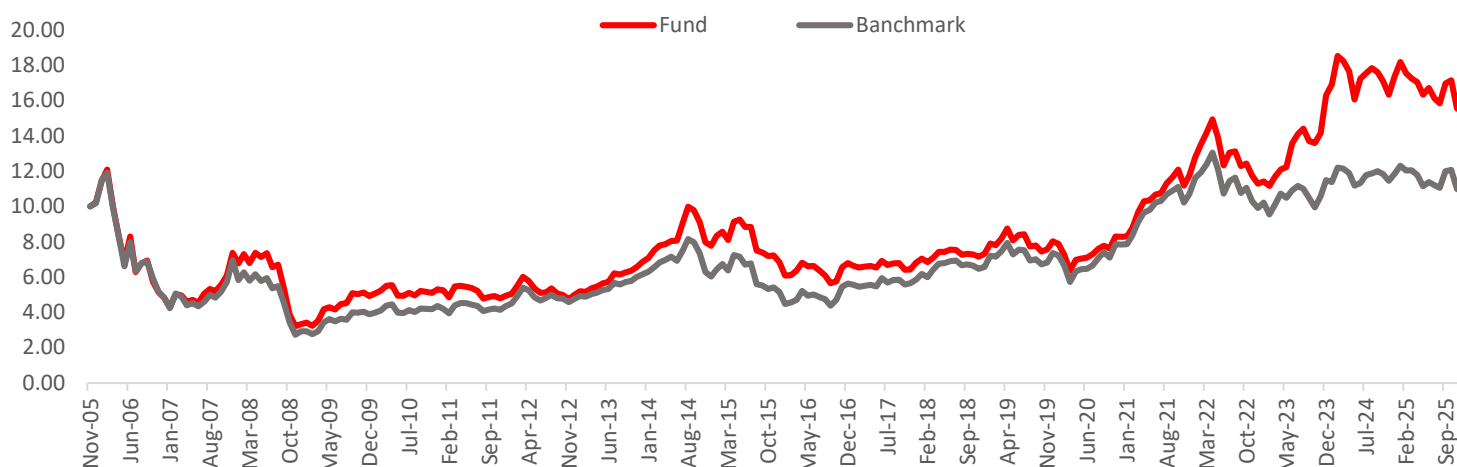


### Geographical Allocation (%) <sup>(4)</sup>



Performance Statistics <sup>(5)</sup>	3 months	YTD	1 year	3 years	5 years
Standard Deviation (%)	11.72	17.01	17.01	16.38	16.54
Sharpe Ratio	-0.91	-0.99	-0.99	0.31	0.54
Tracking Error (%)	3.94	5.86	5.86	8.52	6.95
Beta	1.00	1.05	1.05	0.99	0.98
Alpha (%)	-0.40	-2.89	-2.89	7.55	6.40
Information Ratio	-0.10	-0.61	-0.61	0.89	0.91

### Performance Since Inception



#### Notes:

- (1) Performance presented is based on the most recent closing price for the specified period and the equivalent is applied on the benchmark.
- (2) Performance presented for periods above 1 year is cumulative.
- (3) Dealing cost & expense ratio are inclusive of VAT (if applicable).
- (4) As of the beginning of the quarter.
- (5) Performance statistics are annualized / Risk-free rate used is 3M SAIBOR.

Past performance does not predict future returns. The value of an investment in the Fund may fall as well as rise and investors may not get back the amount originally invested. Changes in rates of exchange between currencies may cause the value of investments to decrease or increase.