

Fund Objective

Steady appreciation and preservation of invested capital, through investing in Shariah-compliant money market instruments

Fund Details

Fund Size (Million)	Inception Date	Unit Price	Benchmark
SAR 43.61	26-Dec-01	SAR 16.9165	1 Day SAIBOR

Performance ^{(1) (2)}

Net Returns %	3 months	YTD	1 year	3 years	5 years	10 years	Since Inception
Fund	3.96	3.96	4.32	4.60	3.35	2.56	2.19
Benchmark	4.74	4.74	4.93	5.34	3.98	2.78	2.24
Excess Return	-0.77	-0.77	-0.60	-0.74	-0.63	-0.22	-0.05

Calendar Year Performance ⁽¹⁾

Net Returns %	2025	2024	2023	2022	2021	2020	2019
Fund	4.47	5.06	4.40	1.74	0.19	0.92	2.34
Benchmark	4.95	5.64	5.47	2.20	0.55	0.82	2.39
Excess Return	-0.48	-0.58	-1.07	-0.46	-0.36	0.10	-0.05

Fund Facts

Fund Start Date	26-Dec-01
Unit price upon offering	SAR 10
Total Net Assets (Million)	SAR 43.61
Total Units in Fund	2,577,845.99
Fund Type	Open-Ended
Fund Currency	SAR
Level of Risk	Low
Benchmark	1 Day SAIBOR
Distribution Frequency	Not Applicable
Management Fees	0.50% p.a.
Subscription Fees	NIL
Full Ownership	100%
Usufruct Right	Not Applicable

Fund Information

Bloomberg	ALYSMSA AB Equity
ISIN	NIL
SEDOL	NIL
Domicile	Saudi Arabia
Sub-fund Manager	Not Applicable
Investment Manager	SAB Invest
Administrator	SAB Invest
Fund Manager	SAB Invest Fund Management Team
Dealing Days	Every Business Day
Website	sabinvest.com
Phone Number	800-124-2442
Email	customer@cabinvest.com

Fund Statistics

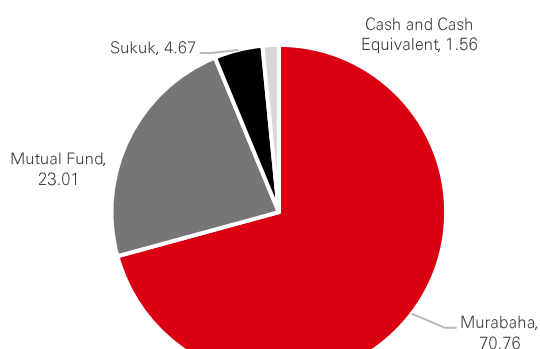
Profits Distributed	Not Applicable
Fund Manager's Investment to NAV	0.00%
Dealing Cost ⁽³⁾	SAR 0.00
Weighted Average Maturity (in days)	137.11
Change in unit price compared to previous quarter	0.96%
Dual Unit Price	Not Applicable
Expense Ratio ⁽³⁾	0.27%
Borrowings (Million)	NIL

Past performance does not predict future returns. The value of an investment in the Fund may fall as well as rise and investors may not get back the amount originally invested. Changes in rates of exchange between currencies may cause the value of investments to decrease or increase.

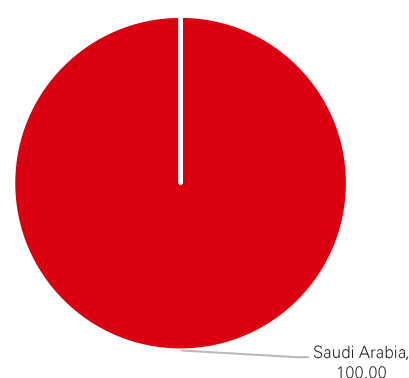
Top 10 Holdings (%) ⁽⁴⁾

No.	Issuer	Type	Weight %	Credit Rating	Agency	Rating Issuance Date
1	EMIRATES NBD Bank KSA	Murabaha / Deposit	21.17	A1	Moody's	13-May-25
2	SAB Invest SAR Murabaha Fund	Mutual Funds	20.68	Unrated	Unrated	Unrated
3	Qatar National Bank - KSA	Murabaha / Deposit	18.13	A+	Fitch	28-Mar-24
4	Saudi Awwal Bank	Murabaha / Deposit	17.92	A-	Fitch	25-Aug-25
5	The Saudi Investment Bank	Murabaha / Deposit	13.54	A-	Fitch	14-Apr-25
6	Bank Al Jazira Sukuk	Debt Instrument / Sukuk	4.67	Unrated	Unrated	Unrated
7	SAB Invest Sukuk Private Investment Fund 1	Mutual Funds	2.33	Unrated	Unrated	Unrated
8	Cash and cash equivalents	Cash	1.56	Cash	Cash	Cash
9						
10						

Asset Allocation (%) ⁽⁴⁾

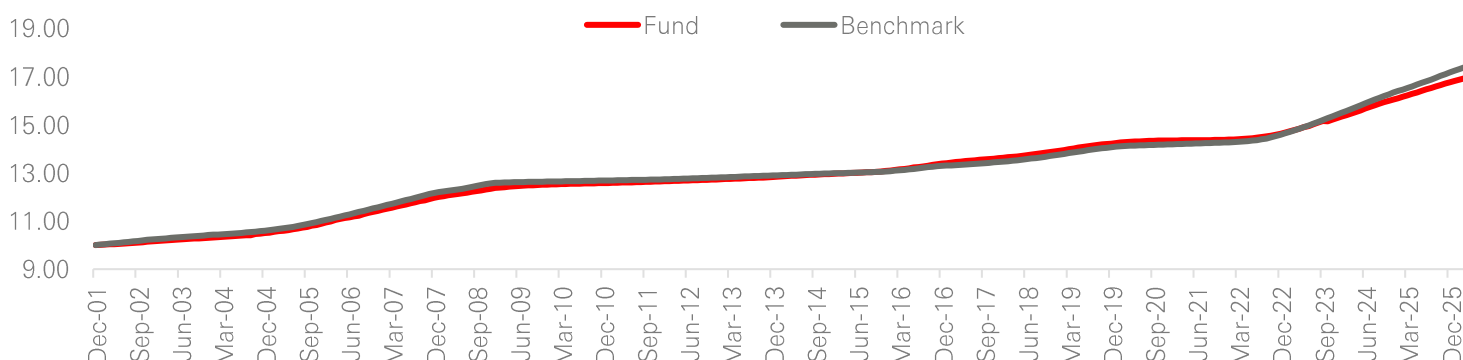


Geographical Allocation (%) ⁽⁴⁾



Performance Statistics ⁽⁵⁾	3 months	YTD	1 year	3 years	5 years
Standard Deviation (%)	N/A	N/A	0.12	0.31	0.56
Sharpe Ratio	N/A	N/A	-7.05	-3.51	-1.95
Tracking Error (%)	N/A	N/A	0.14	0.32	0.27
Beta	N/A	N/A	0.24	0.40	0.83
Alpha (%)	N/A	N/A	-0.79	-0.95	-0.71
Information Ratio	N/A	N/A	-4.46	-2.32	-2.36

Performance Since Inception



Notes:

- (1) Performance presented is based on the most recent closing price for the specified period and the equivalent is applied on the benchmark.
- (2) Performance presented is annualized.
- (3) Dealing cost & expense ratio are inclusive of VAT (if applicable).
- (4) As of the beginning of the quarter.
- (5) Performance statistics are annualized / Risk-free rate used is 3M SAIBOR.

Past performance does not predict future returns. The value of an investment in the Fund may fall as well as rise and investors may not get back the amount originally invested. Changes in rates of exchange between currencies may cause the value of investments to decrease or increase.